

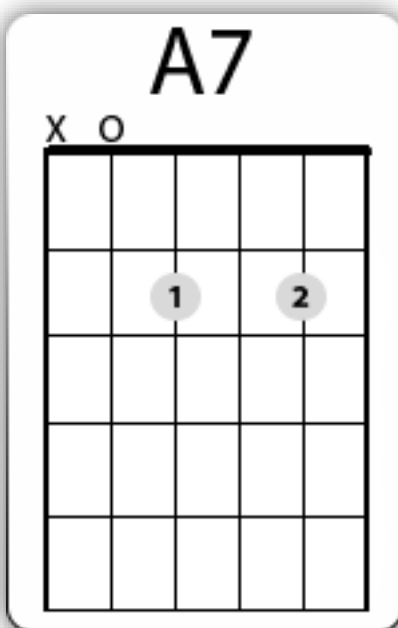
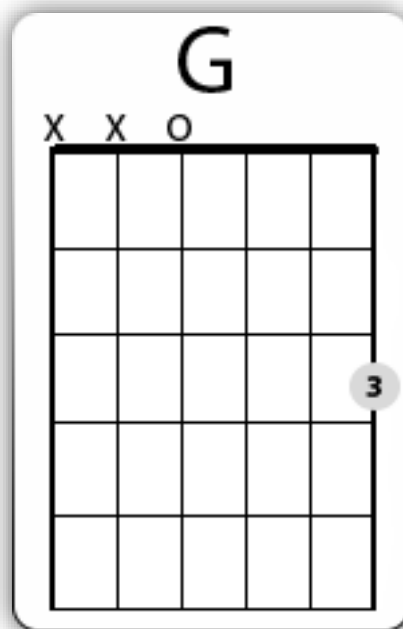
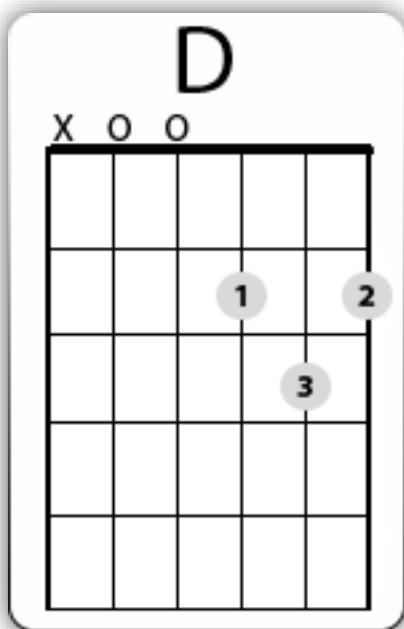
Basic Guitar Chords

By Tomas Michaud

Table Of Contents

1. [Basic Guitar Chords - Lesson 1](#)
2. [Basic Guitar Chords - Lesson 2](#)
3. [Basic Guitar Chords - Lesson 3](#)
4. [Basic Guitar Chords - Lesson 4](#)
5. [Basic Guitar Chords - Lesson 5](#)
6. [More Exercises:](#)
7. [Proud Mary By John Fogerty](#)
8. [About Tomas Michaud](#)

Basic Guitar Chords - Lesson 1

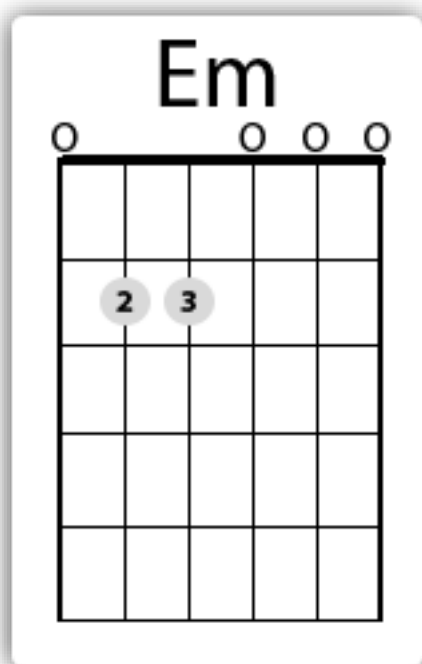
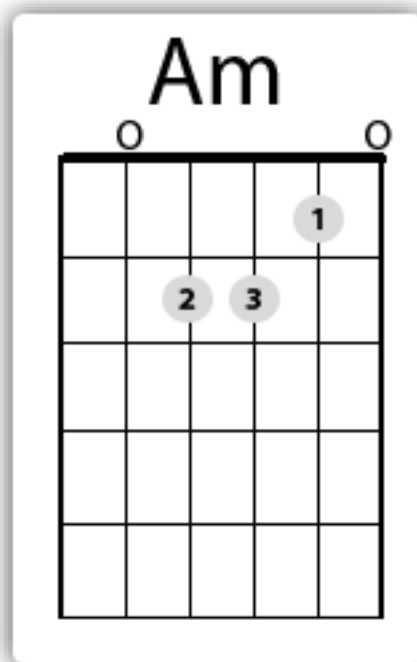
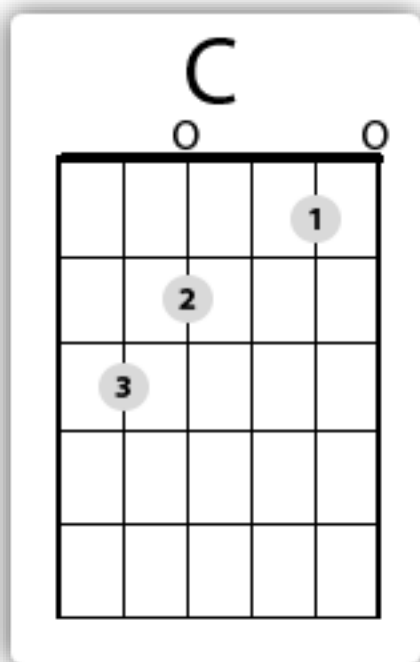


Exercise 1:

||:D/A7/|D/G/|D/A7/|D/G/:||

- ✚ Learning Tip - The “top” string is the highest sounding pitch
- ✚ Learning Tip - Practice changing chords slowly at first with a slow, steady pulse

Basic Guitar Chords - Lesson 2



Strum

Exercise 2 - Var.1

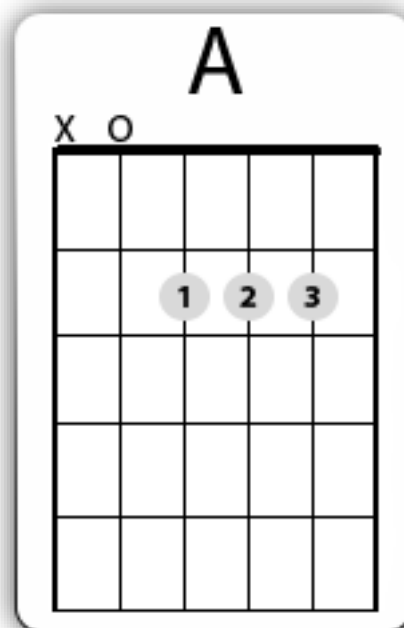
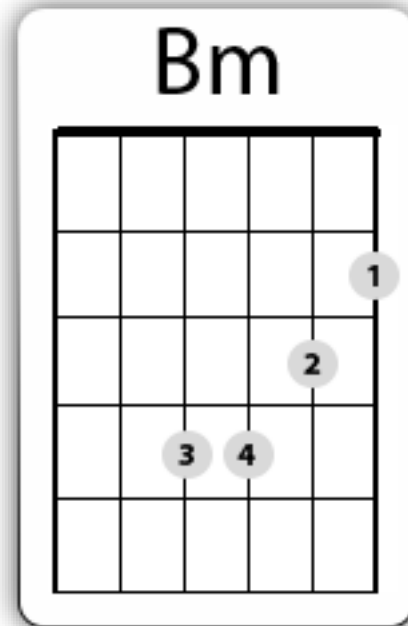
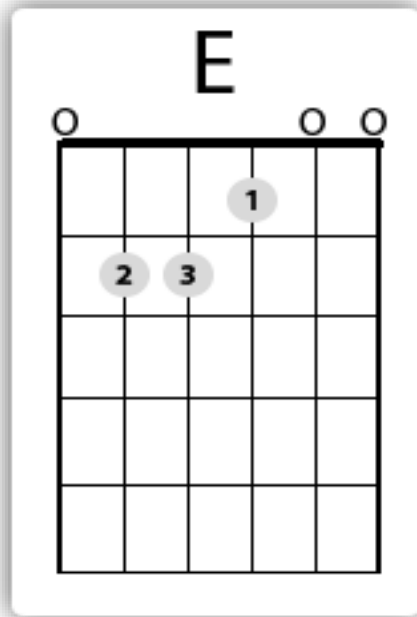
||:C///|Am///|Em///|///:||

Exercise 2 - Var.2

||:C///|Am///|Em///|G///:||

||:D/G||A7///|C/Am/|Em///:||

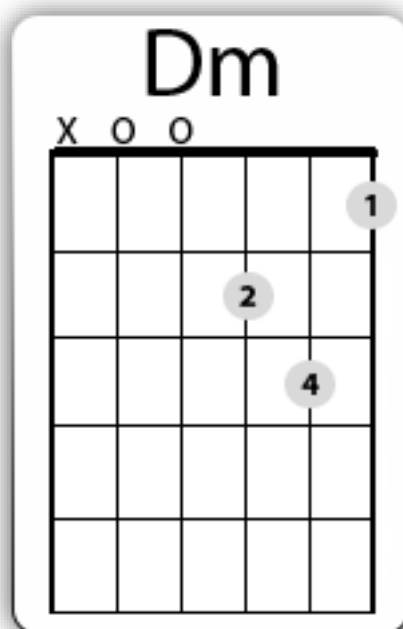
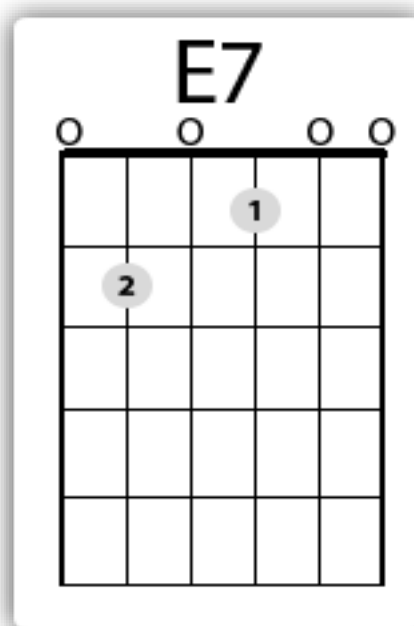
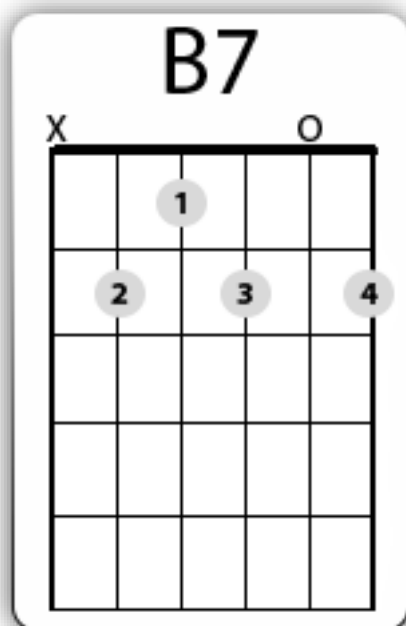
Basic Guitar Chords - Lesson 3



Exercise 3

||:A/Bm/|A/E/:||

Basic Guitar Chords - Lesson 4



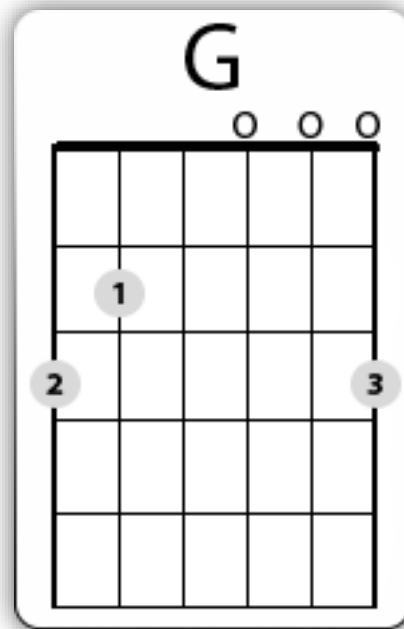
Exercise 4

| |:Dm/E7/|B7/E7/:| |

Proud Mary Intro

GGE GGE GGEDCCCCCCC A...

Basic Guitar Chords - Lesson 5



Exercise 5

||:D/G/|D/A7/|D/G/|D/A7/|

G///|A7///|D///|Bm///|G///|A7///|

D/G/|D/A7/|D///|/////:||

Exercise 6

||:Am///|G///|Dm///|E7///:||

Dm///|Am///|E7///|Am///|

Dm///|Am///|G///|E7///:||

More Exercises:

These first three exercises use common chord patterns. There are many songs constructed with these patterns of chords. When you practice this way you get double the benefit - you are practicing changing in a way that is used often and you are training your ear to hear and identify these patterns.

7. |:D///|Bm///|G///|A///:||

8. |:G///|Em///|Am///|D///:||

9. |:C///|Em///|Dm///|G///:||

10. |:C/Em/|Am/Em/|Dm/G/|Dm/G/:||

I'm giving you a chance to change chords a little faster on this next exercise.

11. |:G/Am/|C/D/:||

A very common movement of chords is changing from the five chord in a key to the one chord. If you want to know what the five chord is in a key start with the name of the key and count up five on your fingers. The five chord in the key of E is B7.

Of course there's lots more to learn about this aspect of music theory, but for now you are going to practice the one to five chord movement in three different keys – E, A and D.

12. |:E/B7/|E/E7/|A/E7/|A/A7/

D/A7/|D///:||

Now let's do the same thing in three minor keys – E minor, A minor and D minor.

13. |:Em/B7/|Em/E7/|Am/E7/|

Am/A7/|Dm/A7/|Dm///:||

The second most common chordal movement is from the four chord to the five chord to the one chord. See if when you practice the next exercise you recognize the sound. You'll be practicing the same three keys.

14. |:D///|G///|A7///|D///|

A///|D///|E7///|A///|

E///|A///|B7///|E///:||

It's helpful to practice changing quickly from one chord to another with a pulse. Practice this next exercise slowly but keeping in time. You might want to use a metronome. One more suggestion – try playing the G chord in this exercise using your second, third and fourth (pinky) fingers. If you can get accustomed to playing the G chord this way you'll find these chord movements a little bit easier.

There is no one right G chord. Each fingering has its value depending on the context. Having several different ways is the best approach.

15. |:DGDG|A///|DGDG|A///|

CGCG|D///|CGCG|D///|G///:||

This is the chord progression to another classic song titled "House of the Rising Sun". My favorite version was sung by The Animals. In this exercise I'm deliberately changing chords more quickly for practice.

16. |:Em/G/|A/C/|Em/G/|B7///|

Em/G/|A/C/|Em/B7/|Em/B7/:||

Proud Mary By John Fogerty

key: A

intro: G E G E

G E D C A

A

Left a good job in the city,
workin' for the man every night and day
and I never lost one minute of sleepin',
worryin' 'bout the way things might have been.

E

Big wheel a-keep on turnin'

F#m

Proud Mary keep on burnin',

A

Roll - in', rollin', rollin' on the river

A

Cleaned a lot of plates in Memphis,
pumped a lot of pain down in New Orleans,
But I never saw the good side of the city,
till I hitched a ride on a river boat queen.

E F#m

Big wheel a-keep on turnin, Proud Mary keep on burnin',

A

roll - in, rollin, rollin on the river.

intro: G E G E

G E D C A

solo

A

roll - in, rollin, rollin on the river.

intro: G E G E

G E D C A

A

if you come down to the river,
bet you're gonna find some people who live,
you don't have to worry, cause you have no money,
people on the river are happy to give.

E

Big wheel keep on turnin,

F#m

Proud Mary keep on burnin,

A

roll - in, rollin, rollin on the river.

About Tomas Michaud



Tomas Michaud is a world class guitarist, recording artist, and music educator. He is the owner and Music Director of the SF Bay Area's premier music education facility, Starland Music Center in Alameda, CA. As a Music Educator he has taught or consulted with thousands of students and instructors over the past thirty years. He is credited with developing the Starland Guitar System – a unique systematic approach to learning to play guitar with ease and confidence. In addition he is the author of seven CDs of Contemporary Instrumental World Music including his latest top ten charting "Beauty and Fire".

To check out the New World Flamenco music of Tomas Michaud and receive 3 FREE songs go to: <http://www.WorldMelodies.com>